

DRAFT



DoD Architecture Framework

Version 2.02, Change 1



Volume I: Overview and Concepts

Manager's Guide

31 January 2015

DISTRIBUTION STATEMENT A. Approved for public release; distribution is unlimited.

DRAFT

This page left intentionally blank

Change 1 Description

DoDAF has had three incremental updates since the main release of DoDAF 2.0. Release 2.02, Chg 1 is primarily a result of the hard work and efforts of the Components in making refinements to existing content or from adding content provided by the architecture community on experimental techniques for organizing, sharing, and understanding the data in architectural descriptions. The United States Marine Corps (USMC) provided the predominant change through their revisions to the model descriptions in Volume II. Volume IV, from the Defense Chief Management Office (DCMO), provides new techniques and discussions for using DoDAF in conjunction with OWL and semantic web. Content location changes from Version 2.02 now keep information about specific topics in one place.

The DoDAF version 2.02, with its accompanying meta model, the DoDAF Meta Model (DM2), was baselined in October 2010. Improvements and corrections have been collected from the DoD EA community. These were logged and tracked by the DoDAF - DM2 Work Group (WG) secretariats following the processes and procedures documented in DoDAF - DM2 Configuration Management Plan. These were prioritized and adjudicated by the DoDAF - DM2 WG in a consensual manner through weekly DoDAF - DM2 WG meetings. WG actionees implemented the changes as per WG adjudication and reported back to the WG for WG review of the implementation.

There were 69 DoDAF-DM2 Action Items / Change Requests resolved by version 2.02, Chg 1. These are shown in detail in the table in Appendix C. Listed below is a summary of the changes for this release:

- Updated the definition of DoDAF Conformance to four levels – Conceptual, Logical, Physical, and Semantic. v2.02 was tantamount to Physical only. (CR 620)
- Technical editing of the DoDAF model (view) descriptions (“TECHEDITS”) in response to, 1) comments submitted by Marine Corps on undefined terms, inconsistencies, and false statements, 2) SPAWAR markup of 100’s of undefined terms in the DoDAF model descriptions. WG concluded after initial batch that a TECHEDIT team needed to re-write the model descriptions using defined terms and to be consistent with DM2. (CR’s 28, 428, 621, 625, 663, 665, 666, 667, 668, 669, 670, 671, 672)
- DM2 diagram per DoDAF model (CR 316)
- Normative parts of document separated from informative parts (CR 636)
- Description of Rules and Desired Effect. Their Descriptions are produced by rule and goal-setting authorities. They are consumed by Activities (aka Controls in IDEF0). Distinguished that Guidance influences Activity from Rules that control Activity. Activities that conform to Rules are subtypes of the Rule. (CR 383a/615, 537, 539a, 610, 617)

- Information resource flow and associations were simplified into flatter type structure so it would be logically correct and consistent with other Resource Flows. (CR 642/652)
- Capability made a subtype of Property so that it is the set of Tasks performed under Conditions that meet certain performance standards (Measures). Also refined the Desired Effect of a Capability to be a Resource (state) that is desired by some PerformerCapableOfResponsibility. This makes Capability comparison and dependencies more direct as property intersections and Resource (state) overlaps. (CR 406/604, 453, 538, 598, 603, 605)
- Added SoA Joint Action concept and distinguished business services from enabling services (CR 597)
- Refined rules for superclass association usage (CR 503, 618)
- Continued work on refinement of meaning of Services. (CR 151)
- Relationship between Context and Condition clarified. (CR 91)
- Resources in LocationTypes and ResourceTypes in Locations clarified (CR 643)
- Several Data Dictionary and Alias corrections, e.g., Ways. (CR 414, 449/520, 549, 630)
- Several IDEAS Foundation corrections. (CR 295, 408, 439, 464, 484, 494, 497, 517, 541, 544, 548, 573, 595, 600, 606, 607, 609, 612, 619, 647)
- Several minor PES corrections (CR 405, 566a, 622, 641, 649)
- DoDAF website and FAQ improvements (CR 593, 402)

Executive Summary

The Department of Defense Architecture Framework (DoDAF) is the overarching, comprehensive framework and conceptual model for architectural descriptions developed within the DoD. This framework helps Department of Defense (DoD) managers at all levels make effective decisions by ensuring the sharing of consistent and common information across the Department, Joint Capability Areas (JCAs), missions, components, and programs. The DoDAF helps the DoD Chief Information Officer (CIO) develop and maintain architectures required by the Clinger-Cohen Act. It also fulfills guidance from the Office of Management and Budget (OMB) and other Departmental directives and instructions.

The DoDAF supports DoD's core decision-making processes, including the Joint Capabilities Integration and Development System (JCIDS), the Defense Acquisition System (DAS), Systems Engineering (SE), the Planning, Programming, Budgeting, and Execution (PPBE) Process, Capabilities Portfolio Management (CPM), and Operations (OPS).

DoD Components should conform to the DoDAF when they develop architectures within the Department.

The DoDAF allows architectural artifacts to be *fit-for-purpose*, that is, to be defined and described consistently with specific project or mission decision-making needs. Because architectural descriptions are employed at many levels, contexts, and purposes within the DoD, they vary in content, structure, and level of detail. Basing the architectural description development on well-articulated and understood purposes will ensure that the necessary data collection occurs at the appropriate level of detail to support specific decisions.

The DoDAF focuses on architectural data rather than architecture artifacts. It identifies, defines, and specifies the information needed to describe something in architectural terms within DoD. There is a wide range of architecture tools developed by commercial sources that can collect, organize, and store architecture data. The focus on data supports the production of fit-for-purpose models tailored for multiple uses. It also supports analysis and simulation of architectural description content produced across Components to support DoD's core decision making processes. Consequently, tools should use the DoDAF Meta Model (DM2) specifications to exchange architectural data.

Models visualize architecture data. A model, displayed as diagrams, narrative text, matrices, tables, dashboards, or other representations, serves as a template for organizing and displaying data in a format appropriate for a decision-maker. Viewpoints are thematic collections of models. A viewpoint focuses on data within the scope of some concern, such as capabilities, systems, or standards. A set of viewpoints, accompanied by useful definitions of the terms they use, is an architectural description.

The DoDAF specification comprises four volumes.

- Volume I, the manager's volume, provides general information and guidance for development, use, and management of DoD architectures. This volume explains the role of architecture within core DoD processes and key DoD architecture concepts are identified and defined.
- Volume II, the architect's volume: 1) defines architectural viewpoints and models, and 2) specifies the DM2 at a conceptual and logical level, through an elaboration of the key concepts. Models depict a subset of architectural data within a viewpoint. Once populated with data, models associated with the viewpoint can present these data. The DoDAF specifies over 50 standard models within eight viewpoints. The DM2 supports creating additional custom, fit for purpose, models to present architectural data within or across viewpoints for specific stakeholders and their specific needs.
- Volume III, the developer's volume, discusses the ontological foundation for DM2 and specifies the physical level format for the exchange of DoDAF-compliant architectural data. This volume is for developers of architectural description analytics, tools, databases, repositories, and simulations.
- Volume IV, the DoDAF Journal, publishes descriptions of other best practices, lessons learned, and reference documents that supplement the information contained in the three volumes of the DoDAF, including a discussion of the DoDAF OWL exchange specification. This volume provides information only and is not part of DoDAF conformance.

Table of Contents

| | | |
|-------|---|-----|
| 1 | Introduction | 1-1 |
| 1.1 | Vision for the DoDAF | 1-1 |
| 1.2 | Purpose | 1-1 |
| 1.3 | Scope | 1-3 |
| 2 | DoDAF Volume Organization and Intended Audience | 2-1 |
| 2.1 | Volume I — Introduction, Overview, and Concepts | 2-1 |
| 2.2 | Volume II — Architectural Data and Models | 2-1 |
| 2.3 | Volume III — DoDAF Meta Model Ontology Foundation and Physical Exchange Specification | 2-1 |
| 2.4 | Volume IV — DoDAF Journal | 2-2 |
| 3 | What DoD Managers and Executives Need to Know About DoDAF | 3-1 |
| 3.1 | Developing Architectures | 3-2 |
| 3.2 | Maintaining and Managing Architectures | 3-3 |
| 3.3 | Using Architectures | 3-4 |
| 3.4 | DoDAF Conformance | 3-4 |
| 4 | DoDAF Structure | 4-1 |
| 4.1 | Architectural Data | 4-1 |
| 4.1.1 | The DoDAF Conceptual Data Model (CDM) | 4-2 |
| 4.2 | Architecture Viewpoints and DoDAF-described Models | 4-6 |
| 4.2.1 | All Viewpoint | 4-6 |
| 4.2.2 | Capability Viewpoint | 4-7 |
| 4.2.3 | Data and Information Viewpoint | 4-7 |
| 4.2.4 | Operational Viewpoint | 4-7 |
| 4.2.5 | Project Viewpoint | 4-7 |
| 4.2.6 | Services Viewpoint | 4-7 |
| 4.2.7 | Standards Viewpoint | 4-7 |
| 4.2.8 | Systems Viewpoint | 4-8 |
| 4.2.9 | Standard Models | 4-8 |

| | |
|---|-----|
| Appendix A Acronyms & Abbreviations | A-1 |
| Appendix B Glossary of Conceptual Level Terms | B-1 |
| Appendix C Record of Changes for Change 1 | C-1 |

List of Figures

| | |
|--|-----|
| Figure 3-1. Architecture Manager Roles..... | 3-2 |
| Figure 4-1. DoDAF Meta Model at the Conceptual Level | 4-2 |
| Figure 4-2. Overview of DM2 Ontologic Foundation..... | 4-5 |
| Figure 4-3. Architecture Viewpoints in the DoDAF..... | 4-6 |

List of Tables

| | |
|--|-----|
| Table 4-1. DoDAF Standard Models | 4-9 |
|--|-----|

1 INTRODUCTION

The Department of Defense Architecture Framework (DoDAF) is the overarching, comprehensive framework and conceptual model for architectural descriptions developed within the DoD. The DoDAF is the structure for organizing architecture concepts, principles, assumptions, and terminology about operations and solutions into meaningful and consistent patterns to satisfy specific DoD purposes. The DoDAF offers guidance, principles, and direction on communicating business and mission needs and capabilities to managers, architects, analysts, and developers who are responsible for developing and building the necessary systems, services, applications, and infrastructure to meet stakeholder needs and to manage their expectations.

This framework helps DoD managers at all levels make effective decisions by sharing information across the Department, Joint Capability Areas (JCA's), missions, components, and programs. The DoDAF focuses on the collection, presentation, and sharing of architectural data as information required by DoD decision makers, rather than on developing individual models. Architects may use the standard models described in this Volume I and specified in Volume II to obtain and visualize architecture data. However, the framework also allows architects to build other, fit-for-purpose (FFP) products for an architectural description.

1.1 Vision for the DoDAF

The vision for use of the DoDAF is to:

- Provide architecture concepts to guide development of architectures throughout the Department in support of decision processes for departmental programs, military components, and capability areas. This guidance is consistent with federal enterprise architecture guidance provided by OMB.
- Focus on architectural data as information required for making critical decisions and de-emphasize individual or independent architecture models. Allow architects to visualize architectural information using both standard models and fit-for-purpose models that are consistent with the culture and preferences of an organization while being consistent descriptions for consumption and use by the entire Department.

1.2 Purpose

The purposes of DoDAF are as follows.

- a. DoDAF supports the Department of Defense Chief Information Officer (DoD CIO) efforts to develop and maintain architectures as required by the Clinger-Cohen Act. From a compliance perspective, federal law and policy (i.e., Clinger-Cohen Act, OMB Circular A-130) require architectures to support investment decisions. The Office of Management and Budget (OMB) annually evaluates agency efforts to improve the quality and usefulness of information technology investments requested by agencies

through well-organized strategic decisions relating to investments and Portfolio Management. This process evaluates the use of enterprise architectures as the principal means of meeting mission requirements, while achieving savings and cost avoidance goals. Each agency is required to adopt an existing architecture framework or to create one for that purpose. The DoDAF is the designated architecture framework for DoD architecture development.

- b. DoDAF supports DoD's core decision-making processes, including the Joint Capabilities Integration and Development System (JCIDS), the Defense Acquisition System (DAS), Systems Engineering (SE), the Planning, Programming, Budgeting, and Execution (PPBE) Process, Capabilities Portfolio Management (CPM), and Operations (OPS). These key processes produce far-reaching change across all Military Departments, Agencies, the Joint Staff, and other Departmental functions.
- c. The framework is consistent with, and supports DoD policy directives that require programs and components to (a) ensure that their architectures meet stated objectives and departmental requirements, and, (b) provide the information necessary to support defined decisions at higher tiers. These policies also require consistency across horizontal architecture boundaries within a tier. The guidance and information contained in these volumes also ensures that, when followed, architecture development is consistent with OMB guidance on enterprise architecture.
- d. This version of the DoDAF supports the Departmental preference for federated architecture development in a tiered environment. To enable federation and support tiered responsibility and accountability, the framework provides data structures for comparing appropriate touch-points for consistency across architecture boundaries. Use of these data structures ensures that higher tiers have access to data from lower tiers in a form that supports their decision needs.
- e. Architecture frameworks support change in organizations through building and using architectures that:
 - Enhance decision making processes by leveraging knowledge in existing architectures and opportunities for reusing existing information assets.
 - Respond to stakeholder, customer, and client needs for effective and efficient processes, systems, services, and resource allocation.
 - Provide mechanisms to manage configuration of the current state of the enterprise and to maintain validity of the expected performance.
 - Analyze designs for future states of the enterprise.
 - Establish baseline architectures for solutions under development.

- f. From a practical perspective, an organization that pursues complex ends with sophisticated people, systems, services, and technologies needs comparably complex architectures to evaluate and compare investments. Such an organization also uses architectures to build new systems, deploy new technologies, offer new services, and guide change to the organization itself.
- g. The DoDAF also helps architects develop SOA-based architectural descriptions that define solutions specifically in terms of services for discovery and use in executing departmental or joint functions and requirements.
- h. The DoDAF establishes a common vocabulary for architecture development and for the exchange of architecture information.

1.3 Scope

Guidance provided by the DoDAF applies to all architectures developed, maintained, and used within the DoD. The DoDAF is also the basis for tiered architecture federation, shared architecture information, and a federated enterprise architecture describing the Department.

2 DODAF VOLUME ORGANIZATION AND INTENDED AUDIENCE

The DoDAF has four volumes.

2.1 Volume I — Introduction, Overview, and Concepts

Primary audience: executives, project directors, and managers.

Volume I introduces DoD architecture concepts and provides general guidance for development, use, and management of DoD architectures. This volume explains the role of architecture within core DoD processes. Volume I identifies and defines key DoD architecture concepts.

Volume I contains the following resources:

- An overview and vision for DoDAF.
- An overview of the framework.
- Defining fit-for-purpose architectures.
- Introduction to the DoDAF Meta Model and identification and definition of key DoD architecture concepts.

2.2 Volume II — Architectural Data and Models

Primary audience: architects, program managers, portfolio managers, systems engineers, capability analysts and testers, and other technically oriented architecture users

Architects, modelers, and technical designers need to know what sorts of things can be modeled and the sorts of relationships among those things. Volume II describes the DoDAF meta-model, meta-model data groups, DoDAF viewpoints, and standard DoDAF models. The DoDAF meta-model specifies the sorts of things that can be modeled and the relationships among those things. Appendices to Volume II contain the DoDAF Glossary and references.

2.3 Volume III — DoDAF Meta Model Ontology Foundation and Physical Exchange Specification

Primary audience: developers of architectural description analytics, tools, databases, repositories, and simulations

Volume III discusses the ontological foundation for DM2 and specifies the physical level format for the exchange of DoDAF-compliant architectural data. These technical tools provide different ways to exchange architectural information among stakeholders.

2.4 Volume IV — DoDAF Journal

Volume IV is the informative volume of the DoDAF. Volume IV includes descriptions of best practices, lessons learned, reference documents, and other information that supplements the three normative volumes of the DoDAF.

3 WHAT DOD MANAGERS AND EXECUTIVES NEED TO KNOW ABOUT DODAF

Architecture development is a management tool that supports the decision-making process. A process owner, an executive responsible for a specific process or program, has the direct responsibility for ensuring that a particular process or program works efficiently, complies with legal and Departmental requirements, and serves the purpose for its creation. Legislation such as the Clinger-Cohen Act and implementing directives such as OMB Directive A-130 require periodic review and evaluation of the maturity and effectiveness of programs and processes. These requirements call for information architectures to support requests to fund those projects and processes.

A manager or executive may delegate the responsibility for creation of the architecture to a qualified architect working with an architecture development team. However, that delegation of authority does not alter the continuing responsibility of the executive or manager. As described throughout this volume, the decision-maker needs to be actively involved in the architecture development process and support architectural description development. They must also approve the architectural description for use and reference by the Department. Active involvement means that the decision-maker:

- Identifies the purpose and scope for the architecture.
- Transmits to the architect and development team the scope and purpose of the architecture effort, along with those goals and objectives that support the need.
- In conjunction with the architect, identifies the general data categories needed for architecture development, and assists in data collection and validation.
- Determines desired views and presentation methods for the completed architecture.
- Meets frequently with the architect and development team to ensure that the development effort is on target (i.e., is fit-for-purpose) and provides new direction, as required to ensure that the development effort meets established requirements.

Working with the architect and team, the decision-maker has a critical role in ensuring that the architecture not only supports the creation of executable requirements that will achieve the desired outcome, but also that senior executives and managers can view the solution in an understandable and logical manner.

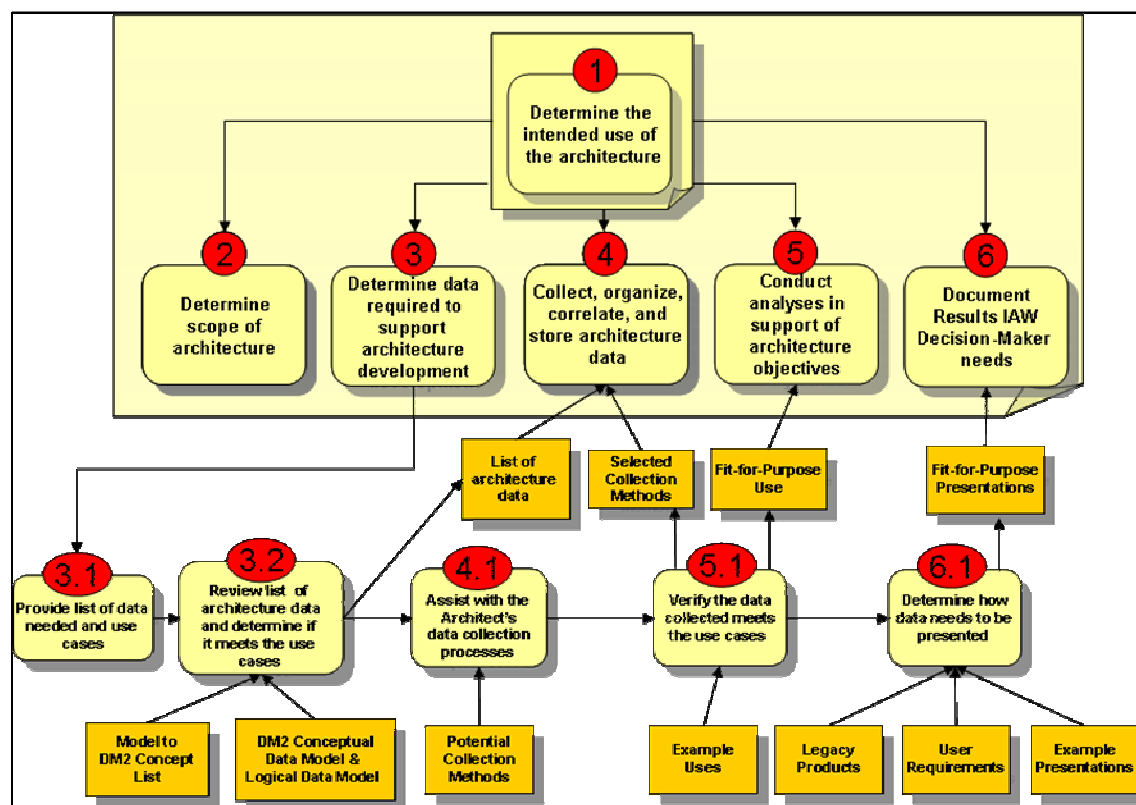


Figure 3-1. Architecture Manager Roles

3.1 Developing Architectures

Careful scoping and organization by managers of the architecture development effort focuses on areas of change indicated by policy or contract in support of the stated goals and objectives. A data-centric, rather than product-centric, architecture framework ensures concordance across architectural models. Concordance means that data in one model is the same as in another model when talking about the same exact thing, such as an activity. This enables the federation of all pertinent architecture information, and provides data describing the same thing being the same in all models in an architectural description (also known as full referential integrity), simplifies and supports a wide variety of analysis tasks. Logical consistency of the data thus becomes a critical ‘property’ of architectures of all types as described more fully below. The objective of achieving concordance across the architectural view must be included in architecture planning and development actions.

The DoDAF describes three major types of architectures that contribute to the DoD enterprise architecture, Mission Area architectures, enterprise-level reference architectures, and Component enterprise architectures. A fourth type, solution architectures trace back to the other three types but are not included in the DoD enterprise architecture. Each of these architectures serves a specific purpose:

- An enterprise architecture is a strategic information asset of an organization. This asset defines the mission of the organization, the behaviors and information necessary to perform the mission, the resources necessary to perform the mission, and the processes for transforming the organization and its resources to satisfy changing mission needs. An enterprise architecture includes a baseline architecture representing the current organization, a target architecture representing the future organization, and a plan for moving from the present into the future.
- Enterprise level reference architectures are an authoritative source of information about a specific subject area that guides and constrains the instantiations of multiple architectures and solutions. It has 5 elements:
 - Strategic Purpose – Identifies goals and objectives of the Reference Architecture and describes the specific purpose of and the problem(s) addressed by the Reference Architecture.
 - Principles – Sufficient high-level foundational statements of rules, culture, and values that drive technical positions and patterns.
 - Technical Positions– Technical guidance and standards, based on specified principles to follow and implement as part of the solution.
 - Patterns (Templates)– Generalized architecture representations (viewpoints, graphical/textual models, diagrams, etc.) that show relationships between elements and artifacts specified by the technical positions.
 - Vocabulary – Acronyms, terms, and definitions that are used in the Reference Architecture and relevant to architectures and solutions guided and constrained by the Reference Architecture.
- Component enterprise architectures are the description of mission-specific services and capabilities within the Component. It portrays relationships among all elements of a DoD Component.
- Solution architectures describe a system or other asset that an organization uses to carry out its mission. Although not part of the DoD enterprise architecture, solution managers use these architectures to create, update, revise, or remove resources that are called for by the organization's enterprise architecture. Solution architectures are the most common type of architecture developed in the Department.

3.2 Maintaining and Managing Architectures

Embedding architecture development process in routine planning and decision-making institutionalizes the practices of architecture and the maintenance of architectural data, models, and viewpoints. Tiered accountability provides the means to maintain and manage architectures

within the Department. Tiered accountability is the distribution of authority and responsibility for development, maintenance, configuration management, and reporting of architectures, architecture policy, tools, and related architecture artifacts to all three distinct tiers within the DoD. The DoDAF supports three tiers: Department, Mission Area (MA), and Component (i.e., enterprise and program or project-level solutions development). These tiers support the federated approach for architecture development and maintenance.

3.3 Using Architectures

Architecture supports major DoD decision-making processes, including JCIDS, DAS, PPBE, SE, and PfM processes. Architecture also supports business process reengineering, organizational development, research and development, operations support, and service-oriented solutions. Architectural data gives decision makers data they need to make informed decisions in those processes.

3.4 DoDAF Conformance

The Department of Defense expects DoD architectural descriptions to conform to the DoDAF to the maximum extent possible. Conformance ensures that reuse and sharing of information, architecture artifacts, models, and viewpoints is possible through a shared understanding of the underlying data. Both classified and unclassified architectural descriptions are to conform to the DoDAF.

There are four assessment level for DoDAF conformance. Higher levels of conformance build upon lower levels of conformance.

Level 1 — Conceptual conformance

- The architectural description uses normative DoDAF terms as defined in the DoDAF Glossary to identify concepts. The architectural description uses these normative DoDAF terms to describe the architecture. The AV-2 model, which is the glossary of the architectural description, appropriately defines additional terms used to describe the architecture. The AV-2 model complies with the DoDAF Glossary Style Manual guidance for writing definitions.
- DoDAF standard models within the architectural description satisfy the specifications given in Volume II.
- Stakeholders who use DoDAF fit-for-purpose models, validate them within the architectural description.

Level 2 — Logical conformance

- The architectural description demonstrates conceptual conformance.

- The AV-2 model within the architectural description complies with the DoDAF Glossary Style Manual guidance for constructing glossary entries and producing a glossary.
- The architectural description uses types, relationships, and properties defined by the DoDAF meta-model to describe the architecture. The architectural description correctly introduces and defines additional concepts, relationships, and properties used to describe the architecture as subtypes of DoDAF meta-model concepts, relationships, and properties.

Level 3 — Physical conformance

- The architectural description demonstrates logical conformance.
- The architectural data expressed by the architectural description is correctly produced and consumed using a specified format to exchange architectural data. A successful DM2 PES exchange satisfies this requirement; alternatively, architecture efforts within recognized Business Capability Lifecycle (BCL) programs may satisfy this criterion by successful DM2 OWL-DL exchanges.

Level 4 — Semantic conformance.

- The architectural description demonstrates physical conformance.
- The architectural description correctly uses and expresses the ontological semantics of the DoDAF meta-model.

4 DODAF STRUCTURE

The DoDAF's focus is on data, viewpoints, and models. This approach responds to departmental processes, such as business transformation, JCIDS, and other major functions with significant impact throughout the Department that have developed requirements for multiple, custom models. They use information based on authoritative data, beyond the operational, systems, and technical views of previous versions of DoDAF. The standard models are templates for identifying and collecting specific data within the data groups discussed in Volume II. Users define fit-for-purpose models to explain specific data to specific audiences.

4.1 Architectural Data

Architectural data provides efficient and flexible use and reuse of architectural descriptions for decision makers and process owners. The DoDAF metadata model (DM2) specifies a minimal set of architectural data required to support the core DoD decision-making processes. The DM2 has several levels, each of which is important to a particular viewer of departmental processes. The DoDAF conceptual data model (CDM) presents concepts shared by all DoDAF-compliant architectural descriptions. The CDM is defined in this Volume I, in this paragraph and in the Glossary in Appendix B.

The DoDAF logical data model (LDM) adds technical information and, when necessary, clarifies relationships into an unambiguous usage definition. Volume II discusses the LDM in detail.

DoDAF data exchange comes in two forms, the Physical Exchange Specification (PES) and the DM2-OWL specification. Volume III discusses the PES and Volume IV discusses DM2-OWL.

Data, organized as information, is the critical element of architecture development. The DoDAF provides the DM2 CDM, LDM, and the PES and OWL exchange specifications for data managers, tool vendors, and others to help:

- Establish areas of discourse and a shared vocabulary.
- Support data overlap analysis.
- Define and encourage the use of shared information.
- Provide a target for architectural data integration.

The DM2 defines architectural data elements and enables the integration and federation of architectural descriptions. It establishes a basis for semantic (i.e., understanding) consistency within and across architectural descriptions. In this manner, the DM2 supports the exchange and reuse of architectural information among MAs, Components, and federal and coalition partners; this helps the Department understand and build processes and systems that work well together, particularly in the sharing of information (interoperability).

4.1.1 The DoDAF Conceptual Data Model (CDM)

The DoDAF conceptual data model (CDM) presents concepts shared by all DoDAF-compliant architectural descriptions. Key concepts of the CDM are illustrated in Figure 4-1. This diagram may be read in a straightforward way as simple sentences, with the subject and object in the ovals and the predicate on the lines, as follows:

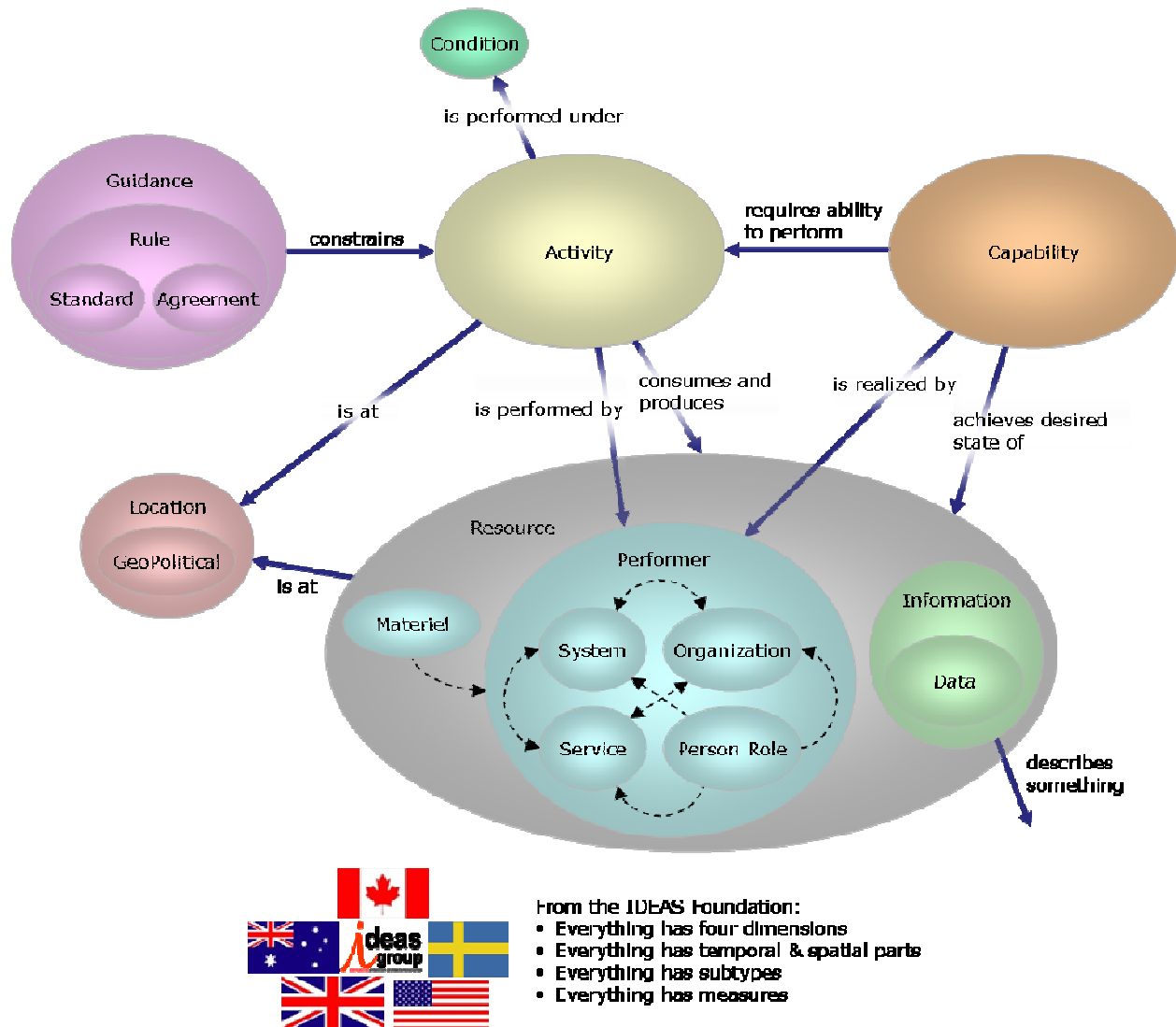


Figure 4-1. DoDAF Meta Model at the Conceptual Level

- An activity consumes and produces resources. An interesting activity always produces an interesting resource. In general, an interesting activity also consumes interesting resources. However, consumed resources are not necessarily architecturally interesting.
- An activity is performed by some performer.
- A performer is a sort of resource that performs an activity.

- An activity can produce a resource that performs another activity. Some activities, such as projects, are interesting just in that they produce performers that can realize capabilities.
- An activity is constrained by some guidance. Guidance forestalls random behavior. Proceeding by trial and error is not a best practice in anything we do.
- A rule is a sort of guidance.
- A standard is a sort of rule, and thus a standard is a sort of guidance.
- An agreement is a sort of rule, and thus an agreement is a sort of guidance.
- An activity is performed under some condition. Conditions affect the way a performer can carry out an activity, and conditions are seldom perfect in the real world.
- An activity is performed at some location. Locations are important for activities because they entail possible conditions.
- A resource exists at some location. Locations are important for resources because we cannot rely upon resources whose locations are unknown or unknowable.
- A geopolitical place is a sort of location.
- Materiel is a sort of resource. The DoDAF notion of materiel encompasses anything a performer uses to get a job done.
- A system is a sort of performer, and thus a system is a sort of resource.
- A service is a sort of performer, and thus a service is a sort of resource.
- An organization is a sort of performer, and thus an organization is a sort of resource.
- A person in a role is a sort of performer, and thus such a person is a resource.
- A performer can be a complex of systems, services, organizations, and persons in roles.
- A person in a role may be a part of a system.
- A person in a role may be a part of a service.
- A person in a role may be a part of an organization.
- Materiel may be a part of a performer.
- Information describes something. Specifically, information describes activities, guidance, conditions, resources, locations, and capabilities.
- Information is a sort of resource.

- Data is a sort of information, and thus data is a sort of resource. Data that is not used to describe activities, guidance, conditions, resources, locations, or capabilities is not architecturally interesting.

Further, the DoDAF conceptual data model inherits from the IDEAS ontology so that:

- Everything of architectural interest has four dimensions, that is, they exist in space and time. All the pieces and parts of a described architecture must be founded upon things that are real in the world.
- Everything of architectural interest has parts. In particular, everything has both temporal parts and spatial parts. This is the basis for asserting the identity of a whole as its parts change over time.
- Everything of architectural interest is a sort of something. Indeed, any given thing can be a sort of many different things at the same time and over time.
- Everything of architectural interest has measures. Something that exists in space and time can be observed. Anything that can be observed can be measured. At a minimum, we can measure the size and the position of any real thing of architectural interest.

Together, these concepts cover the notions needed to discuss all aspects of architectural description in DoD. For example, *capabilities* as defined by Joint doctrine:

A capability is the ability to achieve a desired effect under specified standards and conditions through combinations of means and ways to perform a set of tasks.

A desired effect is a measurable change in the state of resources we see in someplace in the world. Activities consume resources in one state and produce resources in another state. Performers perform activities that change the state of resources. Performers do this under conditions that affect their performance. Performers do this following guidance to perform tasks appropriately under those conditions. All this can be measured, and the performance of an activity can be assessed against standards of performance. In architectural terms: *tasks* are activities, *ways* are guidance, *means* are performers, *conditions* are conditions, *standards* are a particular sort of guidance, and *desired effects* are changes in the states of resources.

In the DM2 these straightforward concepts are founded on a formal ontology that enables architectural descriptions as complex and detailed as required. Figure 4-2 illustrates key concepts of the DM2's foundation.

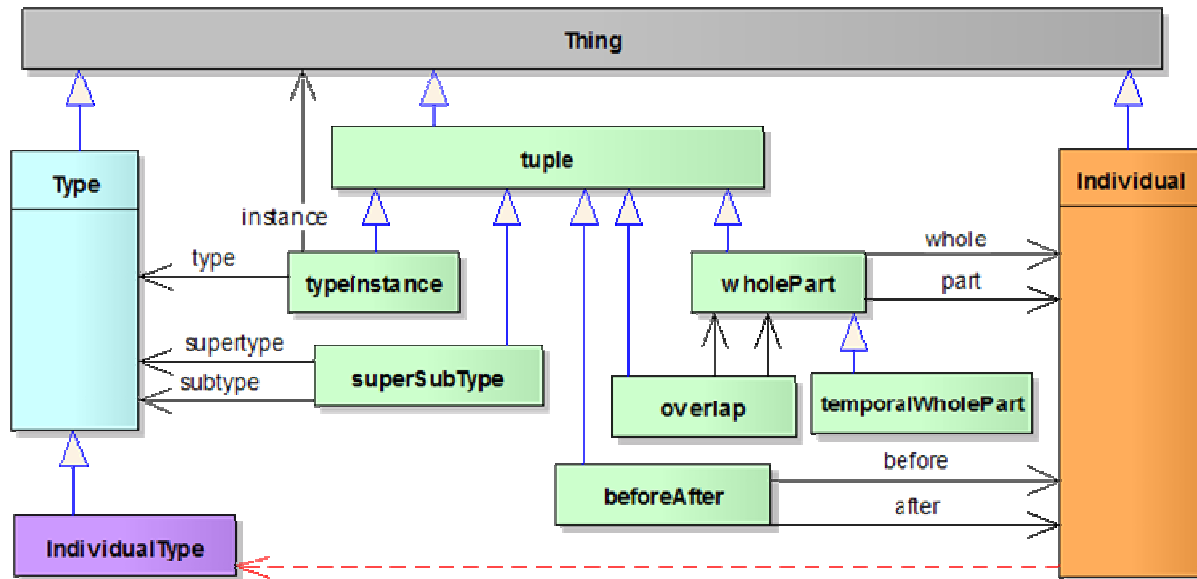


Figure 4-2. Overview of DM2 Ontologic Foundation

The top-level foundation elements are represented by these boxes:

- thing — anything that is an individual or a grouping of individuals.
- individual — a thing that exists in space and time.
- type — a grouping of things. Groups may be themselves grouped.
- tuple — an ordered pair of two things (i.e., a relationship).

The foundation tuples (relationships) are similar to concepts found in many ontologies, conceptual schemes, and data models. These common relationship patterns include:

- whole & part — composition. Everything has parts, and everything is part of something else.
- supertype & subtype — generalization and specialization. Everything is a sort of something.
- before & after — temporal ordering. Everything comes after something and before something else.
- overlap — four-dimensional shared extent. Everything has parts that are shared with other things. In particular, overlap is the relationship that binds a persistent whole to its changing parts.

Composition and specialization apply to all architecture concepts. Temporal ordering is needed to arrange things through time. Overlap is necessary to describe things that interface but are not necessarily contained within each other.

4.2 Architecture Viewpoints and DoDAF-described Models

An architecture viewpoint is a selected set of architectural data organized around some central concept. There are many ways to present an architectural description. A model, regardless of its form, is a representation of some portion of the architectural data, in the sense that a still photograph shows only one view of a subject within a picture. Figure 4-3 provides a graphical representation of the architecture viewpoints in the DoDAF.

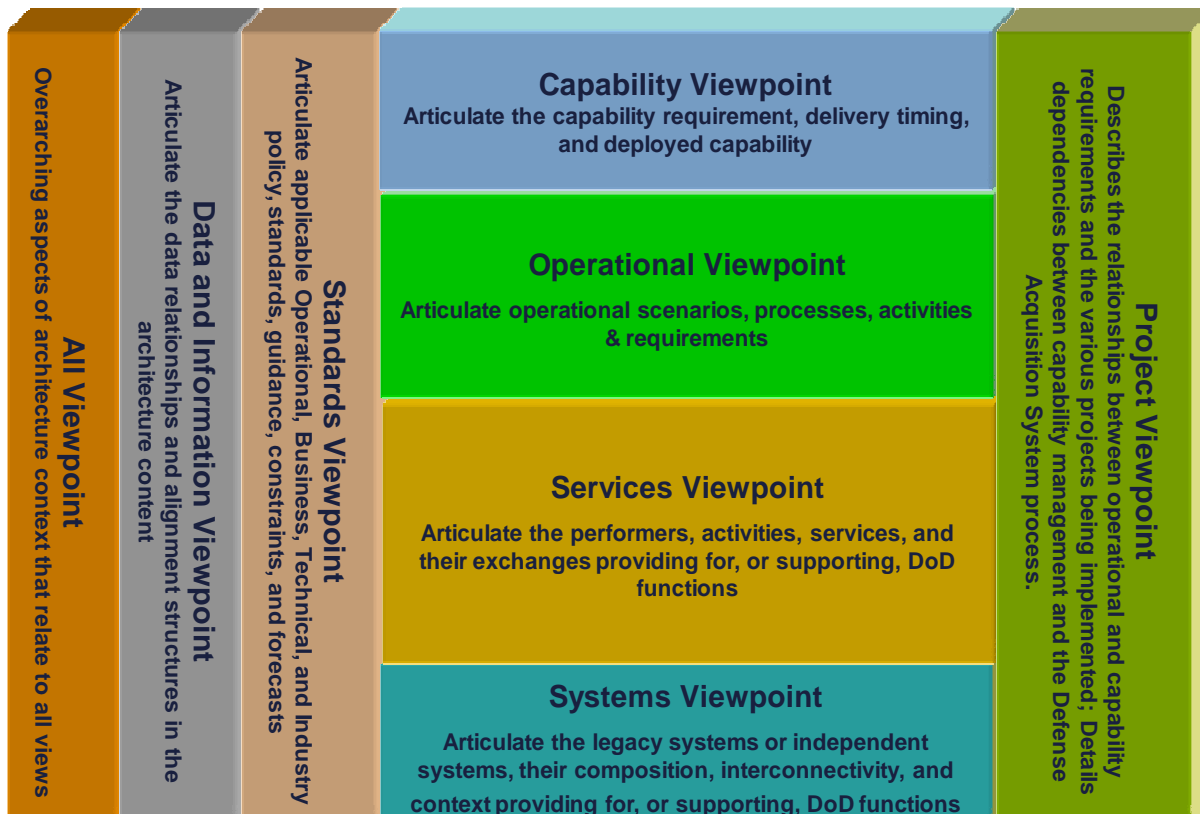


Figure 4-3. Architecture Viewpoints in the DoDAF

4.2.1 All Viewpoint

Some overarching aspects of an architectural description relate to all models. The All Viewpoint (AV) models provide information about the entire architectural description, such as its scope and context. The scope includes the subject area and timeframe of the architectural description. The setting in which the architectural description exists comprises the interrelated conditions that compose the context for the architectural description. These conditions include doctrine; tactics, techniques, and procedures; relevant goals and vision statements; concepts of operations (CONOPS); scenarios; and environmental conditions.

4.2.2 Capability Viewpoint

The Capability Viewpoint (CV) describes a vision for performing specified activities to achieve desired resource states under specified standards and conditions. It applies specified guidance and specified performers to those tasks. This viewpoint provides a strategic rationale for the described architecture.

4.2.3 Data and Information Viewpoint

The Data and Information Viewpoint (DIV) describes information needs, data requirements, and the implementation of data elements within an architectural description. This viewpoint includes information associated with information exchanges in the architectural description, such as the attributes, characteristics, and inter-relationships of exchanged data.

4.2.4 Operational Viewpoint

The Operational Viewpoint (OV) describes organizations, activities they perform, and resources they exchange to fulfill DoD missions. This viewpoint includes the types of information exchanged, the frequency of such exchanges, the activities supported by information exchanges, and the nature of information exchanges.

4.2.5 Project Viewpoint

The Project Viewpoint (PV) describes how programs are grouped in organizational terms as a coherent portfolio of acquisition programs. This viewpoint provides a way of describing the organizational relationships between multiple acquisition programs, each of which is responsible for delivering systems or capabilities.

4.2.6 Services Viewpoint

The Services Viewpoint (SvcV) describes services that provide or support operational activities. This viewpoint traces service activities and resources to the requirements established by the Operational Viewpoint.

4.2.7 Standards Viewpoint

The Standards Viewpoint (StdV) describes the minimal set of rules governing the arrangement, interaction, and interdependence of systems and system parts. The purpose of this viewpoint is to ensure that a system satisfies a specified set of operational requirements. The Standards Viewpoint identifies the technical systems implementation guidelines upon which engineering specifications are based, common building blocks established, and product lines developed. This viewpoint includes a collection of the technical standards, implementation conventions,

standards options, rules, and criteria for organizing them into profiles that govern systems and system or service elements in a given architectural description.

4.2.8 Systems Viewpoint

Systems Viewpoint (SV) describes system activities and resources that support operational activities. This viewpoint traces system activities and resources to the requirements established by the Operational Viewpoint.

4.2.9 Standard Models

The table, DoDAF Standard Models, list the standard models provided by the DoDAF for the eight DoDAF viewpoints.

Table 4-1. DoDAF Standard Models

| Model | Describes... |
|---|--|
| AV-1: Executive Summary | Project visions, goals, objectives, plans, activities, events, conditions, measures, effects (outcomes), and produced objects. |
| AV-2: Glossary | Definitions of ontic terms used in an architectural description. |
| CV-1: Capability Effects | The overall vision for transformational endeavors, which provides a strategic context for the capabilities described and a high-level scope. |
| CV-2: Capability Hierarchies | A hierarchy of capabilities which specifies all the capabilities that are referenced throughout one or more architectural descriptions. |
| CV-3: Capability Schedules | The planned achievement of capability at different points in time or during specific periods of time. The CV-3 shows the capability phasing in terms of the activities, conditions, desired effects, rules complied with, resource consumption and production, and measures, without regard to the performer and location solutions. |
| CV-4: Capability Dependencies | The dependencies between planned capabilities and the definition of logical groupings of capabilities. |
| CV-5: Capability Deployments | The fulfillment of capability requirements shows the planned capability deployment and interconnection for a particular capability phase. The CV-5 shows the planned solution for the phase in terms of performers and locations and their associated concepts. |
| CV-6: Capability Activities | A mapping between the capabilities required and the operational activities that those capabilities support. |
| CV-7: Capability & Services | A mapping between the capabilities and the services that these capabilities enable. |
| DIV-1: Conceptual Information | Information needs. |
| DIV-2: Data Requirements Model | Data requirements. |
| DIV-3: Data Implementation | The physical implementation of data elements. |
| OV-1: Operational Concept | The operational concept. |
| OV-2: Organizations & Resources | Resource flows exchanged between operational activities. |
| OV-3: Organizations, Activities, & Resources | Resources exchanged and the relevant attributes of the exchanges. |
| OV-4: Organizational Relationships | Organizational context, roles, and other relationships among organizations. |
| OV-5a: Operational Activity Hierarchy | Capabilities and operational activities organized in a hierarchal structure. |
| OV-5b: Operational Activities | The context of capabilities and operational activities and the relationships among activities, inputs, and outputs. |
| OV-6a: Operational Rules | Rules that constrain operational activities. |
| OV-6b: Operational State Transitions | Activity responses to other activities. |
| OV-6c: Operational Activity Sequences | Activities in a scenario, a specified sequence of activities. |
| PV-1: Projects & Organizations | The dependency relationships between the organizations and projects and the organizational structures needed to manage a portfolio of projects. |
| PV-2: Project Schedules | A schedule of activities and their resources with the key milestones and dependencies. |
| PV-3: Projects & Capabilities | A mapping of programs and projects to capabilities to show how the specific projects and program elements help to achieve a |

| Model | Describes... |
|--|---|
| | capability. |
| SvcV-1 Services | Services, service items, and their interconnections. |
| SvcV-2 Services Interfaces | Resource flows among services. |
| SvcV-3a Services & Systems | relationships among or between systems and services in a given architectural description. |
| SvcV-3b Service Relationships | Relationships among services in a given architectural description. |
| SvcV-4 Services Functions | Activities performed by services and the service resource flows among service activities. |
| SvcV-5 Services & Operational Activities | A mapping of service activities to operational activities. |
| SvcV-6 Services, Activities, & Resources | Service resource flow among between services and the attributes of those resources. |
| SvcV-7 Service Measures | Measures of services for interesting periods of activity. |
| SvcV-8 Services Evolution | Planned incremental steps to migrate from current services to future services. |
| SvcV-9 Service Technologies & Skills | Emerging resources, standards, and skills that planners expect to be available for future service development. |
| SvcV-10a Services Rules | Rules that constrain service activities. |
| SvcV-10b Services State Transitions | Service activity responses to other activities. |
| SvcV-10c Services Activity Sequences | Activities in a scenario, a specified sequence of service activities. |
| StdV-1 Standards Profile | Current standards constraining activities that produce solution resources. |
| StdV-2 Standards Forecast | Future standards that will constrain activities that produce solution resources. |
| SV-1 Systems Composition and Interface Identification | Systems, system parts, and their relationships. |
| SV-2 System Interface Means | Resource flows among systems. |
| SV-3 System Relationships | Relationships among systems in an architectural description. |
| SV-4 Systems Functions | The functions (activities) performed by systems and the system data flows among system functions (activities). |
| SV-5a Systems & Operational Activities | The relationships of system activities to operational activities. |
| SV-5b Systems & Capabilities | A mapping of systems back to capabilities or operational activities (activities). |
| SV-6 Systems, Activities, & Resources | Provides details of system resource flow elements being exchanged between systems and the attributes of that exchange. |
| SV-7 System Measures | Measures of a system. |
| SV-8 System Evolution | The plan to upgrade a suite of systems to a more efficient suite or to evolve a current system to a future implementation. |
| SV-9 System Technologies & Skills | The emerging technologies, software/hardware products, and skills that are expected to be available in a given set of time frames and that will affect future system development. |
| SV-10a Systems Rules | Constraints on system activities. |
| SV-10b System State Transitions | How a system responds to events. |
| SV-10c System Activity Sequences | System-specific refinements of critical sequences of activities described in the Operational Viewpoint. |

APPENDIX A ACRONYMS & ABBREVIATIONS

| Acronym | Definition |
|----------|---|
| AV | All Viewpoint |
| BEA | Business Enterprise Architecture |
| BMA | Business Mission Area |
| BPMN | Business Process Modeling Notation |
| C2 | Command and Control |
| CA | Common Approach |
| CDM | Conceptual Data Model |
| CI | Configuration Item |
| CM | Configuration Management |
| COI | Community Of Interest |
| COMMPLAN | Communications Plan |
| CDD | Capability Development Document |
| CPD | Capability Production Document |
| CPM | Capability Portfolio Management |
| CV | Capability Viewpoint |
| DAS | Defense Acquisition System |
| DDMS | Department of Defense Discovery Metadata Specification |
| DISR | DoD Information Standards Registry |
| DIV | Data and Information Viewpoint |
| DM2 | DoDAF meta-model |
| DNDAF | Department of National Defense Architecture Framework |
| DOTMLPF | Doctrine, Organization, Training, Material, Leadership and education, Personnel, and Facilities |
| E-R | Entity-Relationship |
| EA | Enterprise Architecture |
| EEI | Essential Element of Information |

| Acronym | Definition |
|---------|---|
| FEA | Federal Enterprise Architecture |
| FFP | Fit For Purpose |
| FOC | Full Operational Capability |
| IC | Intelligence Community |
| IC-ISM | Intelligence Community – Intelligence Standard Markings |
| ICD | Initial Capabilities Document |
| IDEAS | International Defence Enterprise Architecture Specification |
| IEA | Information Environment Architecture |
| IER | Information Exchange Requirement |
| IMA | Information Mission Area |
| IPB | Intelligence Preparation of the Battlefield |
| IPOE | Intelligence Preparation of the Operational Environment |
| IOC | Initial Operational Capability |
| ISO | International Standards Organization |
| ISP | Interoperability Support Plan |
| ISR | Intelligence, Surveillance and Reconnaissance |
| IT | Information Technology |
| JCA | Joint Capability Areas |
| JCIDS | Joint Capabilities Integration and Development System |
| LDM | Logical Data Model |
| OMB | Office of Management and Budget |
| OPLAN | Operation Plan |
| OV | Operational Viewpoint |
| MODAF | Ministry of Defence Architecture Framework |
| MOE | Measure Of Effectiveness |
| MOP | Measure of Performance |
| NIEM | National Information Exchange Model |

| Acronym | Definition |
|---------|---|
| NSS | National Security System |
| PE | Program Element |
| PES | Physical Exchange Specification |
| PIR | Priority Intelligence Requirement |
| POM | Program Objective Memorandum |
| PPBE | Planning, Programming, Budgeting, and Execution |
| PV | Project Viewpoint |
| QoS | Quality of Service |
| RA | Reference Architecture |
| RDBMS | Relational Database Management System |
| SA | Solution Architecture |
| SCI | Software Configuration Item |
| SE | Systems Engineering |
| SETR | System Engineering Technical Review |
| SOA | Service Oriented Architecture |
| SoS | System of Systems |
| SoSE | System of Systems Engineering |
| SV | Systems Viewpoint |
| SvcV | Services Viewpoint |
| StdV | Standards Viewpoint |
| TADIL | TActial Data and Information Link |
| TEMP | Test and Evaluation Master Plan |
| TOGAF | The Open Group Architecture Framework |
| TTP | Tactics, Techniques, and Procedures |
| UJTL | Universal Joint Task List |
| UML | Unified Modeling Language |
| URL | Universal Resource Locator |

| Acronym | Definition |
|---------|----------------------------|
| WBS | Work Breakdown Structure |
| WMA | Warfighting Mission Area |
| XML | Extensible Markup Language |
| XSD | XML Schema Definition |

APPENDIX B GLOSSARY OF CONCEPTUAL LEVEL TERMS

This appendix lists conceptual level terms and their definitions from the DoDAF Glossary¹. For more information about these terms, including their technical DM2 definitions, consult the complete Glossary. These definitions are generally stated in the singular; however, this grammar assumes that whatever applies to one also applies to many. Consult WordNet for the meaning of terms not defined here. The appropriate senses among those given by WordNet are noted by an index number in entries that specify a specific sense of term for DoDAF use.

activity — a transformation of some resource into another resource.

agreement — a guidance statement that records consent among performers to guidance and conditions for performing an activity.

capability — an ability to achieve a desired resource state under a specified performance standard and a specified condition through some combination of guidance and resources to perform a set of activities. ♦ *translated from*: Joint Publication X.

condition — a state of resources that affects the performance of an activity.

data — an information resource that represents states in a standard way suitable for consumption and production by activities. • *see*: information.

desired resource state — a state of resources that is envisioned by a performer capable of responsibility. • *see*: vision, capability, resource. • *note*: A desired resource state is the DoDAF expression of the desired effect of a capability. In the Joint view of capability, a performer capable of responsibility is exemplified by a combatant commander.

geopolitical extent — a region of the world whose boundaries are asserted by a nation state.

guidance — an information resource that is an authoritative statement that constrains the performance of an activity.

information — a resource that is a representation of the state of rules, conditions, activities, performers, and other resources. • *note*: Information is often produced by one performer to be consumed by another, decision-making performer. • *example*: *Information is a difference that makes a difference.* • Gregory Bateson.

location — a point or extent in space that may be referred to by coordinates or by name. • *note*: A location is said to be a *geospatial extent*.

¹ The DoDAF 2.02, Chg 1 Glossary is also known as the DoDAF 2.02, Chg 1 Data Dictionary.

materiel — a resource that is some assemblage of equipment, apparatus, and supplies used by a performer to perform an activity.

measure — a quantification of the magnitude of some property of a thing.

organization — a performer that is an assemblage of persons in roles and resources that support those roles.

performer — a resource that performs an activity.

performer capable of responsibility — a person in a role that is accountable for the performance of an activity. • *see*: person role.

person role — a performer that is a person defined by a role with respect to an activity. • *note*: In day-to-day language, we speak of a *person in a role*.

resource — any thing that is produced or consumed by an activity. • *note*: Performers and guidance associated with an activity are themselves products of other activities.

rule — a guidance statement that prescribes the performance of an activity.

service — a performer that enables access to the performance of a set of activities.

standard — a guidance statement that specifies criteria for the performance of an activity.

system — a performer that is an assemblage of resources.

vision — an information resource that describes a future state of resources that is to be achieved.

APPENDIX C RECORD OF CHANGES FOR CHANGE 1

| # | Title | Description | Source Org | Action |
|------|-----------------------------------|--|------------|---|
| 91 | Context | Context, esp Operational or Environmental Context, can set condition for interfaces, etc. Same as 453 | UPDM | We model as Condition. It looks like Condition is a sub of Property, e.g., UJTL Riverine Current of Stong, Moderate, Gentle -- the rivers whose current is Stong, all the rivers whose current is Gentle, etc. Condition was made a subtype of Property |
| 295 | Condition Powertype stereotype | To have a <<Powertype>> stereotype, the class must be at the (arrow) end of a powertypeInstance relationship. In other words, it is formally redundant...but is there as it is useful to be able to identify what is a powertype at a single glance. In the case below, "condition" is not a powertype, as we have not identified the type for which it is the powertype. Suggest it is just stereotyped as <<Type>> | IDEAS | Changed to Type. WG Reviewed. |
| 316 | Metamodel diagram per DoDAF Model | Schema has not been provided in the Dictionary for the DoDAF Ver. 2.0 Viewpoints. The only schemas included are for the Meta-model Data Groups. CADM included schemas that showed how each View was characterized and constructed from a data perspective. The Proposed Resolution: Revise the Dictionary to add schemas for each AV, CV, DIV, OV, PV, StdV, SvcV, and SV Viewpoint. | SPAWAR | Create simplified versions of the LDM diagrams |
| 383a | Rules and Contexts | Are there examples of Rules that don't have spatio-temporal extent? For example, does the Constitution exist separate from any printed copy? Should the context of a Performer WRT a rule constraining an Activity be generalized? Rules and superrules? See SBVR WRT rules, operative rules, and enforcement. | Sandia | same pattern as desiredEffect and desiredEffectDescription for WG to review prior to 2.03 technical cutoff Added pattern to Rules diagram. WG reviewed. |

| # | Title | Description | Source Org | Action |
|-----|--|---|--------------|--|
| 402 | External Performer | Is there an official DoDAF 2 definition for an "external performer" and how does the DM2 handle it? My architects believe that the external performer is a performer outside the scope of the architecture and we do not necessarily know/care what they do with the information. For example, we know the we need to get information X to the Army, but don't necessarily know the activity they will be doing if it is outside the scope of the architecture. Our architects capture the Army needline in the OV-2, but I don't think the DM2 doesn't allow us capture it without documenting the activity. | HQMC CD&I | Put out a FAQ on this. Discuss external organizations and how DM2 restricts send and receive to be by Activities only but that this is not a problem -- simply create a Send XXX and Receive XXX. Also update FAQ's on Journal from EA Conference FAQs. Provide FAQ in next readahead FAQ added. FAQ list consolidated and put on Journal site. DM2 site has link to FAQ on Journal site. In DM2 you can categorize as external or internal as needed. But may not be standard across organizations. For Performers you do not need to model, the DM2 doesn't not require documentation of the Activities other than an acknowledgement that a generic or dummy consume or produce activity must have taken place. See UPDM SAR DM2 markup examples. An OV-2 diagram need not show the implied activities but the DM2 PES XML document must, even if they are just placeholders to be completed later, e.g., during OV-5 development. This precision solves the "overspecification" problem of earlier DoDAF OV's. In MODAF, would be known resource. Private action and public actions in Joint action. |
| 405 | Physical and Temporal Measures for SV10b | UPDM example does not have these mandatory elements | DCIO | made optional in PES matrix |

| # | Title | Description | Source Org | Action |
|-----|---|--|------------|---|
| 406 | Rename/Def change for desiredEffect structure | Capability connects to Resource via desiredEffectOfCapability which is descended from WholePartType. Capability is descended from IndividualType, i.e. it is the set of sets where the instances of each of the sets it contains are entities that have a capability, i.e. some of these can easily contain individuals that are kinds of performers. There is no argument however concerning the need to have something that connects a capability to a desired outcome in the form of a state of a given resource. As an example taken from the SAR it would seem likely that the end desired effect of a Maritime search and rescue would be that the state of the resources that are in need of rescue is changed from "in need of rescue" to "rescued and safe" and that the state of the resource "a place of safety" is changed from having "no rescued" to "all in need rescued". This would however seem to imply a certain multiplicity as regards the resource. Is this assumption relating to multiplicity correct? The naming of the element gives the impression that it has something to do with desiredEffect which however is not the case. This would seem to require some handling to avoid misunderstandings. An associated element is effectMeasure and MeasureOfEffect. The definition of effectMeasure talks about desiredEffect in spite of the fact that there is no relationship to this element. A change of definition would seem to be in order here. | UPDM | DM2 AI rec change desiredEffectOfCapability name to desiredResourceStateOfCapability. Also, fix def of MeasureOfEffect to remove "desired." DM2 AI Capability must have at least one of these. May also for Performer to say it must perform at least one Activity. Etc. Provide list of association name changes. Changed defs of desiredResourceStateOfCapability, desireMeasure, effectMeasure, visionRealizedByDesiredResourceState, desiredResourceStateRealizedByProjectType, descriptionOfDesiredResourceStateDirectsActivity, descriptionOfDesiredResourceState,desiredResourceState DescribedBy Renamed desiredResourceStateOfCapability, visionRealizedByDesiredResourceState, desiredResourceStateRealizedByProjectType, descriptionOfDesiredResourceStateDirectsActivity, descriptionOfDesiredResourceState,desiredResourceState DescribedBy. |
| 408 | activitySuperSubtypeOfMeasureType Def | activitySuperSubtypeOfMeasureType is defined as: "activityType is a member of MeasureType". There is no element named activityType and this implies that the definition needs to be changed. Since Activity is the set of all subsets of IndividualActivity and MeasureType is the set of all subsets of a set of sets of Individual Measures, the connection is less than obvious and the author of this report would like to discuss this. Def is incorrect or remove TypeType. | UPDM | Relationship changed to measureTypeApplicableToActivity and is a typeInstance relationship and of proper order. The definition needed to be corrected and was. |

| # | Title | Description | Source Org | Action |
|-----|--|---|------------|---|
| 414 | Ways | The proposed action is incorrect and leads to ambiguity. Ways are activities (behavior, tactics, etc.), means are systems (materiel facilities, people, etc) | SAF/A6 | Take Alex's Joint pub defs in the Capabilities deck and add to aliases. Take a stab at DM2 that corresponds to it. Added Ways as alias. Revisit to finalize def and DM2 aliases. Notify Mark that we went with Joint defs. New source for Ways and def reviewed by WG. |
| 428 | Enterprise | CV-3 Capability phasing The text describing the view talks about phases derived from CV-1. What is being referred to here? (since no direct enterprise phase exists in DM2). | UPDM | Capability phasing will not be included in the TECHEDIT |
| 439 | activityResourceOverlapSupertypeOfRule | This seems weird to be a supersubtype since the super and sub are different types (Type and tuple type) | DCIO | relationship removed |
| 449 | Ind. Person | It has been stated previously that IndividualPerson is to be considered as meta-data. It is however still shown as part of the Performer data group. Does this mean that the use of IndividualPerson has changed? | UPDM | Correct IndividualPerson is not a DoDAF architectural element. Removed IndividualPerson. Created IndividualPersonRole to represent, e.g., billets. |
| 453 | capabilityOfPerformer | Capability is related to Performer via capabilityOfPerformer. This in turn is descended from propertyOfType which is defined as " A superSubtype that asserts an IndividualType is a subtype of a Property - i.e. it asserts all members of the Individual type "have" a property. Examples: All London Buses are red, All Porsche 911 2.2S have a mass between 900 and 960 kg.". In PropertyOfType <<place1Type>> is Property and <<place2Type>> is IndividualType. In capabilityOfPerformer <<place2Type>> is Performer which is a subset of Resource which in turn is a subset of IndividualType. <<place1Type>> is Capability which is a subset of IndividualType i.e. less restricted than the <<place1Type>> that propertyOfType links to since Property is a subset of IndividualType. The following therefore seems to be a valid question: Why is Capability not a subset of Property? | UPDM | Agreed, made Capability a subtype of Property so that a Capability is a set of types that exhibit certain desired effects and performance of activities under certain conditions. (Similarly, changed CapabilityType to be a PropertyType.) Necessitated changing capabilityOfPerformer to be propertyOfType (a super-subtype relationship). This is a relatively big issue since it highlights a general problem where the model does not seem to mesh properly. At present the DM2 model contains an error that has to be corrected in some fashion. It is not strictly clear however exactly how this is to be accomplished. There seems to be some misgivings about using the solution that indicates capability as a subtype of Property, the reason for this is at present not known. |
| 464 | Disjoint | Disjoint already in the current IDEAS foundation so can be removed from DM2 | UPDM | Brought in IDEAS Disjoint for Partitions. Setup one for the partition of real property into sites and facilities. |

| # | Title | Description | Source Org | Action |
|-----|---|--|------------|--|
| 471 | ServiceDescription describes ServicePort, not Service | ServiceDescription contains all the information relating to a service but it is linked to a ServicePort not a Service | UPDM | Service Description describes a Service. Still need to figure out what a Service Port is? Deleted from model for now. See 387 for this issue |
| 484 | Project and Project Type have a TI and a PTI | | UPDM | Removed the TI |
| 494 | Info Type and Data Type | Information is indicated as a Type, i.e. it is a set of sets. InformationType is its Powertype, i.e. it is the set of all subsets of a set of sets. Why is associationOfInformation attached to it, would it not be better to make use of Information instead if the intent of the element is to describe the structure of a particular kind of information type (an instance of the Information set). InformationType is not connected anywhere with the exception of the tuple and the powertype association. The same could be stated for DataType. | UPDM | <p>Record DM2 AI for what are currently are called Info Type and Data Type to be the resource types that flow in the resource flow model. This is because it is not the actual Individual Type Information that is modeled in the flow, but the TypeType. This requires a person to understand that the Individual information or data is at the utterance or copy level. At present the DM2 model handling of Information (a set of sets) and InformationType (set of subsets of a set of sets) is somewhat strange. The same goes for DataType. The explanation given is that an individual piece of information is a specific utterance as such. As an example let is consider the information "weight =10 kg". The set being referred to by Information are all utterances or copies of this particular piece of information. The instances of InformationType are therefore all subsets of theses sets and one of those subsets is weight information where the actual value is not defined but only given as a valueType. The implication of this is then that DM2 is wrong when it defines Information as a subset of Resource, instead the subset should be InformationType if it is to be usable. The same argument can be made for Data and DataType.</p> <p>Do 2nd order types for everything - done. Information is a subclass of both Representation and Resource. 2nd order of these classes follow the same pattern. Reviewed by WG</p> |

| # | Title | Description | Source Org | Action |
|------|---|--|------------|--|
| 497 | Measures | Why have measureOfIndividual been treated differently from MeasureOfType (see 2.6 in the report). | UPDM | Added subtype for MeasureOfIndividual, currently only MeasureOfIndividualPoint. |
| 503 | Org/OrgType WP(T) Performer | Relationship missing - Org/OrgType Part Of Performer | DCIO | <p>Lars' rules should state that WholePart(Types) should be limited to the same DM2 leaf classes only. Make sure Lars' rules are formally in 2.03</p> <p>The following relationships were added: systemPartOfService servicePartOfSystem organizationTypePartOfService servicePartOfOrganizationType organizationTypePartOfSystem systemPartOfOrganizationType</p> <p>removed: portPartOfPerformer</p> <p>change rule to add above and send to Alex</p> |
| 517 | Powertype Definition | The definition for "Powertype" seems a bit garbled ("A Type that is the is the set (i.e., Type) of all subsets (i.e., subTypes) that can be taken over the some Type." | IDA | Changed to IDEAS def. |
| 520 | Individual Person | If needed only for metadata, does not need to be structured so remove. If intended only for AV-1, how would you restrict? | MITRE | dupe of #449 |
| 537 | desiredEffectDi rectsActivity | How does a desired effect guide/direct Activities? | UPDM | Added DescriptionOfDesiredEffect and showed it as the Resource consumed by an Activity so that it would be guided by it. |
| 538 | Not all Performers can desired an effect | Probably limit to Organizations, Organization Types, and Person Types | UPDM | Try PerformerCapableOfResponsibility on for size and WG review. OrgType and PersonRole made sub of PerformerCapableOfResponsibility. WG reviewed. |
| 539a | Guidance and Rule | Guidance serves no purpose in DM2. It should either be deleted or linked to something. | UPDM | <p>Made a new relationship between Guidance and Activity- guidanceShapesActivity</p> <p>Made Guidance dfo and new relationship as o in PES matrix</p> |

| # | Title | Description | Source Org | Action |
|------|---|---|------------|--|
| 541 | PersonType part of Individual Performer | Need Individual Person part of Individual Performer to do correctly. Related to 503 | UPDM | Use personRolePartOfPerformer with singleton typeInstance relationship between IndividualPersonRole and IndividualPerformer |
| 542 | Information Type is a Representation Type | Information Type is a Resource Type but forgot to show Representation Type relationship | UPDM | Restitched InformationType To RepresentationType |
| 544 | Pedigree activities | Pedigree Activities are Individual Activities | UPDM | Made Pedigree activities Individual Activities. Combined InformationPedigree and Pedigree diagram |
| 548 | Name def doesn't match model | | IDA | changed to IDEAS def |
| 549 | Action | Should be in data dictionary | IDA | Get definitions for Action, e.g., JC3IEDM, Dale, ... |
| 566a | Monster Matrix review - part 1 | especially: 1. desiredEffect the tuple is required in many products, but we tend to use the resource state instead. 2. ov5a has no optional elements. that really limits things. 3. most SvcV products require port even though we always use serviceport instead. | SBSI/DCIO | 1. made desiredEffect optional. ResourceState is dfo. 2. no change needed. Activity and ActivityType are available along with all IFO and DFO classes. 3 is OBE. |
| 573 | Representation Type / Resource | RepresentationType cannot be an IndividualTypeType and a Resource (IndividualType). This occurs because InformationType is needed in ResourceFlow | SBSI/DCIO | Changed Info and Data flow resources to be first order. |
| 593 | SBSI Website: DM2 Action Item | The DoDAF website should have a process to submit change requests. Also, there should be a way to see the submitted change requests in a log on the public site (whether it is DoDAF or DoDAF Journal). It needs to collect the appropriate status and change information. | | added to website |
| 595 | IDEAS plugin model tweaks | In order for the IDEAS plugin to work properly with the model, Ian will run a script to tweak it. Also, double-clicking on diagram items causes issues. | | work with Ian to fix plugin new plugin available |
| 597 | Need ARO to prevent ambiguity | | | added joint action as a couple that relates activityConsumesResource and activityProducesResource |
| 598 | Capability | Is Capability really a subset of IndividualType. This results in strange connections for other elements. | | Make Capability a sub of Property. Dupe of 453 |

| # | Title | Description | Source Org | Action |
|-----|---|---|------------|--|
| 600 | Measure of Type and Measure of Individual are df | This means you can't put a Measure on any individual other than a point and for types only the specifically defined subclasses of Measure of Type. | | measureOfType and measureOfIndividual made dfo verify done for 2.03 |
| 603 | Def of activityPerformableUnderCondition and activityMapsToCapabilityType | 1. They're identical. 2. They don't make any sense: "Represents that an activity was / is / can-be/ must-be conducted under certain conditions with a spatiotemporal overlap of the activity with the condition." 3. Why is the mapping an overlap rather than a wholePart like activityPartOfCapability? | | Changed to: activityPerformableUnderCondition-Represents that an activity was / is / can-be/ must-be conducted under certain conditions. activityMapsToCapabilityType-Represents that an activity is part of a CapabilityType. The mapping may go away depending on resolution of the higher order types. |
| 604 | desiredEffect association names | They're actually pointing to a resourceState. Dupe of 406 | | desiredFutureResourceState s/b desiredResourceState, others s/b desiredResourceState not desiredEffect. The following were renamed as such: descriptionOfDesiredResourceStateDirectsActivity desiredResourceStateRealizedByProjectType desiredResourceStateOfCapability desiredResourceStateDescribedBy visionRealizedByDesiredResourceState DescriptionOfDesiredResourceState |
| 605 | effect and desire measures can be subtyped under resource measure | Since both places are subtypes | | classes made subtypes of measureOfResource |
| 606 | explicitness of representation places | places 1 should be renamed to thingRepresented, thingNamed, thingDescribed | | renamed as described |
| 607 | measure of individual place renaming | places mixed up measureOfIndividualPoint -- should be place 2 that points to the thing measured. Don't need to redefine place 1 since measureOfIndividual already points to Measure. Don't need to rename place 1 for most of the subs. | | Changed place2 to point to class Point. Also put descriptive name on place2. |

| # | Title | Description | Source Org | Action |
|-----|---|--|------------|--|
| 609 | resources overlap locations, not necessarily contained within | e.g., a facility's lat long point | | Change to overlap type |
| 610 | type for rule and guidance constraints | since they are both information, they are consumed like other information | | Change to overlap type and before after type for both the rule constraining and guidance shaping. Like in 383 |
| 612 | measures of temporal boundaries | should use IDEAS duration and period naming instead | | Dupe of 647 |
| 615 | rules and guidance separate actual from document | | | like 383 Pattern done for Rule but not Guidance - 539b. |
| 617 | desired effect directs activity | place positions are reversed; the activities happen before the objective. But the description of the desired effect happens before the activities. | | these are the beforeAfterType relationships in the model and the relationship they describe: ruleConstrainsActivity - rule before activity desiredResourceStateRealizedByProjectType - projecttype before resource *descriptionOfDesiredResourceStateDirectsActivity - descriptionOfDesiredResourceState before activity *activityConsumesResource - resource before activity activityProducesResource - activity before resource *descriptionOfRuleDirectsActivity - descriptionOfRule before activity guidanceShapesActivity - guidance before activity enablingServiceStandardConstrainsEnablingServiceActivity - EnablingServiceStandard before EnablingServiceActivity businessServiceStandardConstrainsBusinessServiceActivity - BusinessServiceStandard before BusinessServiceActivity The starred items were backwards and changed to described above. |
| 618 | performer part of performer | Some combinations don't make sense; usage for system part of service, org part of system, etc. violates Lars Superclass Association Usage Rules; and LDM is inconsistent with CDM. | | Looks like all combinations are OK except OT WPT PRT. Dupe of 503 |

| # | Title | Description | Source Org | Action |
|-----|---|--|------------|---|
| 619 | temporal boundaries at the type level unnecessary | | | removed from model and data dictionary |
| 620 | DoDAF conformance | Update text to WG levels | | develop text based on FAC brief |
| 621 | Systems transitioning to Services | DoDAF says: "The Systems DoDAF-described Models are available for support of legacy systems. As architectures are updated, they should transition from Systems to Services and utilize the models within the Services Viewpoint". Not all systems transition to services and architectures may need both SV and SvcV's. See the discussion thread on LinkedIn for more details, http://www.linkedin.com/groups?mostPopular=&gid=2585550 . Part of Service concept (CR's 516, 518, 523, 560, 387, 398, 621) | | Change to: "The Systems DoDAF-described Models are available for support of systems. This includes legacy systems and systems that will not become services. If an architecture transitions to services, they can transition from Systems to Services and utilize the models within the Services Viewpoint. An architecture can also have models in the Systems Viewpoint and the Services Viewpoint." Discussed Services CRs. WG to review. McDaniel to work on defs. Section being aligned with glossary and DM2. |
| 622 | Release Date | Add release date to PES file | DCIO | changed in new PES |

| # | Title | Description | Source Org | Action |
|-----|---------------------------------|--|------------|--|
| 625 | Model convention update | <p>change to:</p> <p>«Individual» an instance of an Individual: something with spatiotemporal extent [gray (80%): R40 G40 B40]</p> <p>«Type» a specification of a Type [pale blue: R153 G204 B255]</p> <p>«IndividualType» a specification of a Type whose members are Individuals [light orange: R255 G173 B91]</p> <p>«TupleType» a specification of a Type whose members are tuples [light green: R204 G255 B204]</p> <p>«Powertype» a specification of a Type that is the set of all subsets of a given Type [lavender: R204 G153 B255]</p> <p>«Name» a specification of a Name, with the exemplar text provided as a tagged value [tan: R255 G254 B153]</p> <p>«NamingScheme» a specification of a Type whose members are Names [yellow: R255 G255 B0]</p> <p>The model uses these stereotyped relationships:</p> <p>«typeInstance» a relationship between a Type and one of its instances (UML: dependency) [red: R255 G0 B0]</p> <p>«powertypeInstance» a relationship between a Type and its powerset (UML: dependency) [red: R255 G0 B0]</p> <p>«nameTypeInstance» a relationship between a Name and its NameType (UML: dependency) [red: R255 G0 B0]</p> <p>«superSubtype» a relationship between a Type and one of its subtypes (UML: generalization) [blue: R0 G0 B255]</p> <p>«wholePart» a relationship between an Individual and one of its parts (UML: aggregation) [green: R0 G147 B0]</p> <p>«namedBy» a relationship between a Name and the thing it names (UML: association) [black: R0 G0 B0]</p> <p>«tuple»/«couple» a relationship among/between things (UML: n-ary relationship diamond) [gray (80%): R40 G40 B40]</p> | UPDM | changed |
| 630 | PersonType residual terminology | The potential aliases for "Mission" still mentions PersonType. | N2/N631 | Renamed as IndividualPersonRole, PersonRole, PersonRoleType |
| 636 | DoDAF Website PDFs | PDF from website is not a document, but simply a print job from web content | DCIO | Will provide formal document exactly same as web page for 2.03 |

| # | Title | Description | Source Org | Action |
|-----|----------------------------------|---|------------|---|
| 641 | Foundation category for exporter | <p>The following types in DM2 (v2.02) do not get the correct foundation class using the specified rules.</p> <ul style="list-style-type: none"> - activityProducesResource - activityConsumesResource - desiredEffectDirectsActivity - desiredEffectIsRealizedByProjectType <p>All of the above classes are subtypes of both WholePartType and BeforeAfterType. DM2_PES_v2.02.xsd specifies that they must have the foundation category WholePartType. But the rules indicate that the foundation category should be CoupleType (the super type of BeforeAfterType) because it is more generic.</p> | EE | change in new PES |
| 642 | associationOfInformation | It is the last triple in the model. Is this correct? | | Removed the association. It is not necessary. Can be treated as any other Resource and use the other generic DM2 relationships like superSubType, WholePartType, BeforeAfterType instead. |
| 643 | resourceInLocationType | <p>Wanted to make sure we needed both individualResourceInLocation and resourceInLocationType. The only set of relationships in the model that are duplicated for Individual and Type.</p> | | Put operationally, in architectures do we need to sometimes say: Some type of Resource is (or will be) in an actual location (e.g., Afghanistan) Some type of Resource will need to be in a location type (e.g., the desert) Use a consistent pattern Example, documentation on use of singletons Review convention on "Individual" prefixes and "Type" suffixes and make consistent. Removed individualResourceInLocation. |

| # | Title | Description | Source Org | Action |
|-----|---|--|------------|--|
| 647 | Remove temporalBoundary classes | now using HappensIn | DCIO | harmonize with IDEAS deleted: EndBoundaryType measureOfIndividualEndBoundary measureOfIndividualStartBoundary measureOfTypeEndBoundaryType measureOfTypeStartBoundaryType StartBoundaryType TemporalBoundaryType kept: endBoundary startBoundary temporalBoundary added: Period Instant PeriodOrInstant happensIn Duration PeriodType timeSuperTypeDurationSubtype MeasurePoint |
| 649 | Versioning | make sure version information is embedded in PES XSD and LDM | DCIO | add to new PES |
| 652 | associationOfInformation | associationOfInformation has the names of its relationships reversed "associateOne" is stereotyped as "place2" and "associateTwo" is stereotyped as "place1". | DCIO | relationship deleted. See 642. |
| 663 | Whole Document: Legacy System Statement | Incorrect statement concerning 'Legacy' – "The Systems Viewpoint, for Legacy support, is the design for solutions articulating the systems, their composition, interconnectivity, and context providing for or supporting operational and capability functions." http://cio-nii.defense.gov/sites/dodaf20/viewpoints.html | USMC | 3 d-Deleted. Find other instances of legacy and change. System views will not go away for Service views. Cross ref with 621. Section being aligned with glossary and DM2. |

| # | Title | Description | Source Org | Action |
|-----|--|--|------------|--|
| 665 | OV-2: Incorrect use of 'Connections" | Incorrect statement and use of 'connections' "In addition to Needlines, Resource Flow Connectors can be used to overlay contextual information about how the Operational Activities and Locations interact via physical flows" http://cio-nii.defense.gov/sites/dodaf20/OV-2.html Suggest using 'Flow' when referring to an information or resource exchange. | USMC | 3.1.4.2.2 p - Removed term. Must define Resource Flow. Rename Resource Flow diagram in DM2 . Section being aligned with glossary and DM2. |
| 666 | OV-2: Incorrect description and overly dependant upon 'Activities' | OV-2 description relies heavily upon activities and it should focus on the "performers". http://cio-nii.defense.gov/sites/dodaf20/OV-2.html | USMC | changed 3.1.4.2.2 e and g. Section being aligned with glossary and DM2. |
| 667 | OV-2: "Incorrect use of supply chain analysis" | Incorrect statement - "Supply chain analysis" and "Allocation of activities to resources". It should not be used because it skews the intended purpose of the OV-2. This analysis would require much more information than is captured on an OV-2 and it will lead to confusion on the part of the developer of the OV-2. | USMC | 3.1.4.2.2 c - removed both terms. Ensure allocation of activites to resource in OV5b. Section being aligned with glossary and DM2. |
| 668 | OV-5b: Incorrect statement and use of 'Intelligence Community" | Incorrect statement, delete all references to only 'Intel Community' – "The OV-5b describes the operational, business, and defense portion of the intelligence community activities associated with the Architectural Description," http://cio-nii.defense.gov/sites/dodaf20/OV-5ab.html | USMC | fixed 3.1.4.2.5 c. Section being aligned with glossary and DM2. |
| 669 | OV-5b: Incorrect OV-5b description | Incorrect statement, does not accurately describe OV-5, sounds more like OV-6c – "The OV-5a and OV-5b describes the operational activities that are being conducted within the mission or scenario." http://cio-nii.defense.gov/sites/dodaf20/OV-5ab.html | USMC | fixed 3.1.4.2.5 b - deleted: that are being conducted within the mission or scenario, added: and, optionally, the allocated performers. Section being aligned with glossary and DM2. |
| 670 | OV-5b: Incorrect description of focus | Incorrect statement, should not focus on Business Activities only - "External interchanges (from/to business activities that are outside the scope of the model)." http://cio-nii.defense.gov/sites/dodaf20/OV-5ab.html | USMC | 3.1.4.2.5 c - deleted: The OV-5b also describes Input/Output flows between activities, and to/from activities that are outside the scope of the Architectural Description. Section being aligned with glossary and DM2. |

| # | Title | Description | Source Org | Action |
|-----|--------------------------------------|---|------------|--|
| 671 | OV-5b: Incorrect terminology used | Incorrect statement, should not use not standardized or defined term - "External interchanges." http://cio-nii.defense.gov/sites/dodaf20/OV-5ab.html | USMC | 3.1.4.2.5 c - deleted: External interchanges (from/to business activities that are outside the scope of the model). Section being aligned with glossary and DM2. |
| 672 | OV-5b: Incorrect definition | Incorrect definition and should be rewritten, it does not add any clarity to the correlation between the OV-2 and OV-5b - "To maintain this independence from implementation, logical activities and locations in OV-2 Operational Resource Flow Description are used..." http://cio-nii.defense.gov/sites/dodaf20/OV-5ab.html | USMC | 3.1.4.2.5 d - deleted: To maintain this independence from implementation, logical activities and locations in OV-2 Operational Resource Flow Description are used to represent the structure which carries out the Operational Activities. Section being aligned with glossary and DM2. |